

FULL FORCE[®]

BATTERY

FFD200-6



CYCLING CAPACITY

20 Hour Rate **200 Amp Hours**

RESERVE CAPACITY

Reserve @25 AMPS **430 Minutes** Reserve @75 AMPS **110 Minutes**

ELECTRICAL SPECIFICATIONS

Nominal Voltage	6 Volt
C100	220 AH
C20	200 AH
C10	188 AH
C5	167 AH
CCA	960 Amps
CA or MCA	800 Amps
Internal Resistance	1.8 mΩ

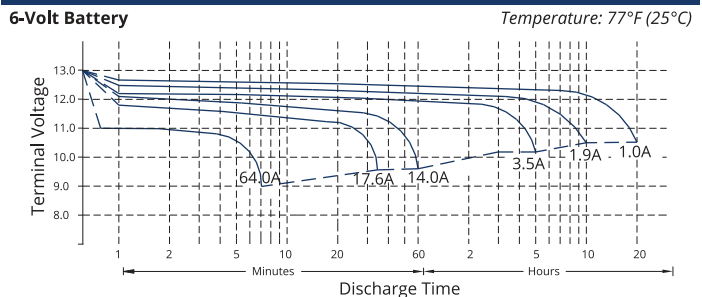
MECHANICAL SPECIFICATIONS

Group Size	GC2	
Terminal Type	M8	
Terminal Torque	5.8 - 6.7 ft/lbs	62 - 80 lbs/in 7 - 9 Nm
Height (w/ terminal)	9.88"	251 mm
Height (case only)	9.69"	246 mm
Width	7.09"	180 mm
Length	10.24"	260 mm
Weight	62.7 lbs	28.4 kg
Case Type	ABS Plastic Flame Res. Rating UL94-HB	

DISCHARGE TABLE (Constant Current)

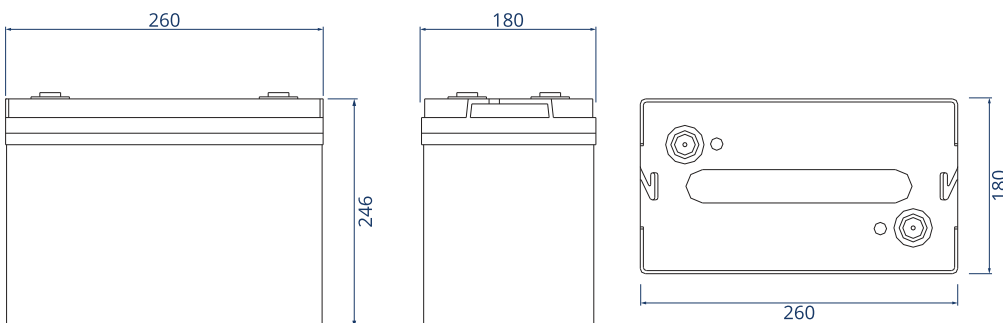
Time	Amps	Rate
20hr	7	0.05 CA
10hr	12.6	0.10 CA
8hr	15.3	0.13 CA
5hr	22.7	0.20 CA
3hr	31.8	0.33 CA
2hr	44.3	0.50 CA
1hr	76.9	1.00 CA

DISCHARGE PROFILE (Constant Current)

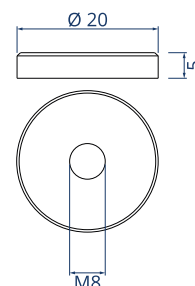


- All listed ratings are @ 100% SoC, T=77°F (25°C), 1.75VPC unless otherwise specified.
- Specifications listed are for estimation purposes only. Battery performance can vary depending on application. Battery design subject to change.

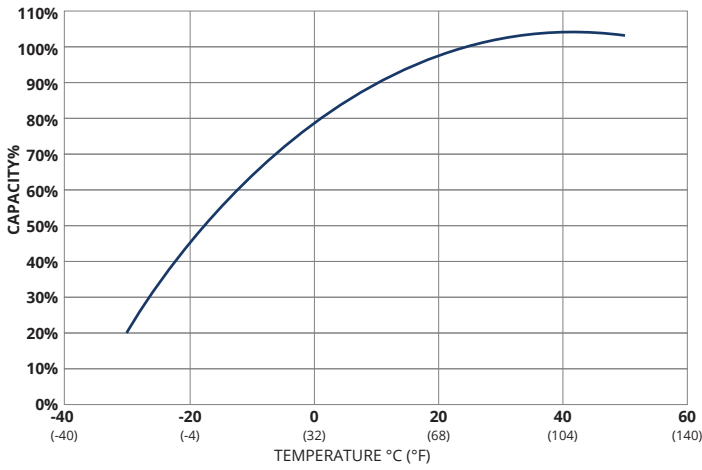
BATTERY & TERMINAL DIMENSIONS (All units shown in mm)



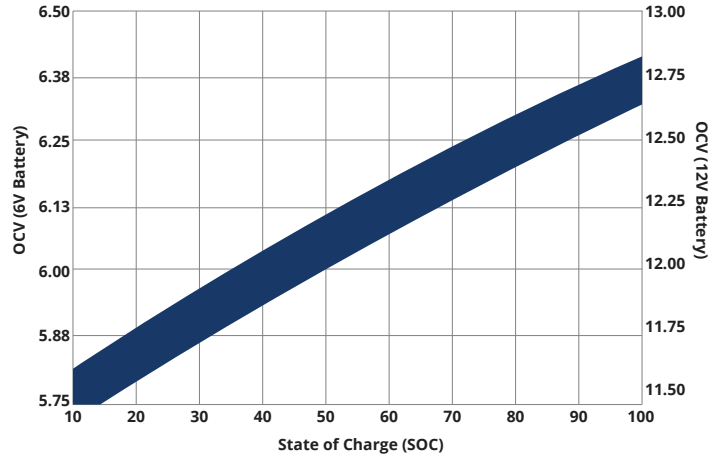
Terminal: M8



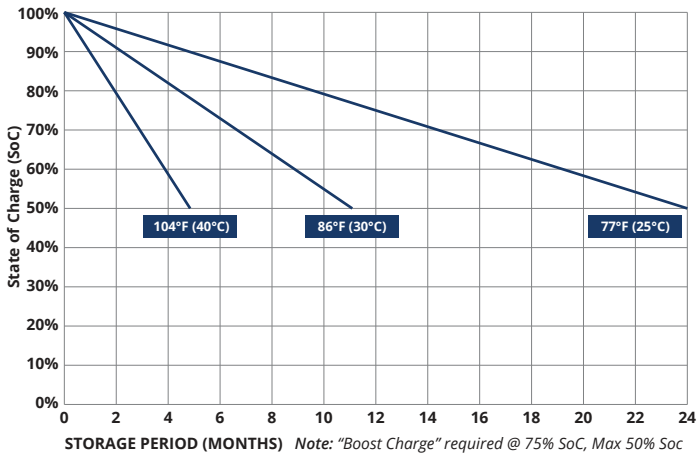
TEMPERATURE vs CAPACITY



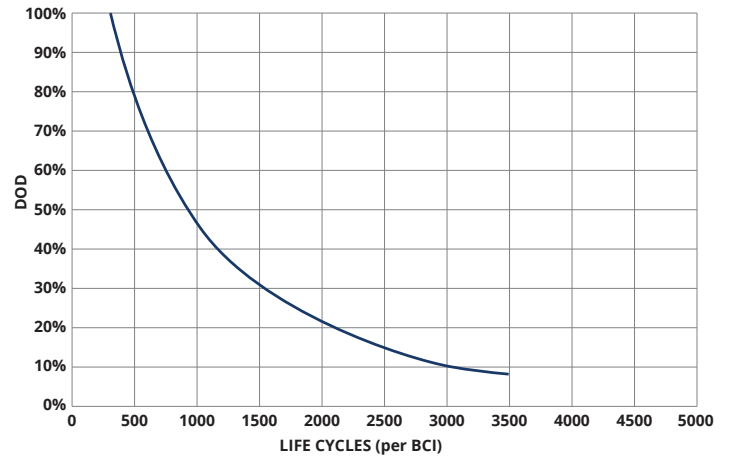
STATE of CHARGE (SOC) vs OPEN CIRCUIT VOLTAGE (OCV)



SELF DISCHARGE vs TIME/TEMPERATURE



CYCLE LIFE vs DEPTH of DISCHARGE (DOD)



TEMPERATURE RANGE SPECIFICATIONS

Condition	Recommended	Maximum	Recommended	Maximum
Storage	5°F to 122°F	-40°F to 160°F	-15°C to 50°C	-40°C to 71°C
Operation	5°F to 104°F	-40°F to 160°F	-15°C to 40°C	-40°C to 71°C
Charge with TC	5°F to 122°F	-40°F to 160°F	-15°C to 50°C	-40°C to 71°C
Charge w/o TC	32°F to 104°F	5°F to 122°F	0°C to 40°C	-15°C to 50°C

*TC= Temperature Compensation

CHARGE VOLTAGES

Charge Stage	Battery Voltages			
	6V	12V	24V	48V
Bulk	7.25V	14.40V	28.80V	58.00V
Absorption	7.10V	14.00V	28.00V	56.00V
Float	6.75V	13.50V	27.00V	54.00V

TC Factor: (-2mV°F/cell) or (-4mV°C/cell)

TERMINAL TORQUE SPECS

M5TAS	M6	M8	M10	M6M (Stud)	M8M (Stud)	M10M (Stud) & 3/8" Stud	FR45	TP06 (AP)	TP08/TP68 (AP)	AP
1.67-2.5ft-lbs	3.3-4.8ft-lbs	5.2-6.7ft-lbs	8.1-10.3ft-lbs	2.6-3.7ft-lbs	4.4-5.9ft-lbs	7.4-8.8ft-lbs	4.8-6.3ft-lbs	2.6-3.3ft-lbs	4.6-6.3ft-lbs	4.2-5.8ft-lbs
20-30lbs-in	40-57.5lbs-in	62-80lbs-in	97-124lbs-in	31-44lbs-in	53-71lbs-in	88.5-106lbs-in	57-75lbs-in	31-40lbs-in	55-75lbs-in	50-70lbs-in
2.26-3.39Nm	4.5-6.5Nm	7-9Nm	11-14Nm	3.5-5Nm	6-8Nm	10-12Nm	6.5-8.5Nm	3.5-4.5Nm	6.2-8.5Nm	5.6-7.9Nm



9001:2008 Quality Management System
 14001:2004 Environmental Management System
 18001:2007 Occupational Health & Safety Management System

DELIVERY APPROVED!
**LAND, SEA
 & AIR**

Fullriver batteries are sealed lead acid batteries made with Absorbed Glass Mat (AGM) technology. The electrolyte is absorbed into the fiberglass separator material rather than in a free-flowing liquid form. Fullriver batteries are non-spillable electric storage batteries. They are exempted from the requirements of DOT's hazardous materials regulations, since they adhere to the requirements of code 49 CFR Section 173.159(D) - (CLASSIFIED APPROVED: DOT, CFR, HMR49, IATA, ICAO67, IMDG27)